




# Chatter and Catches

the Newsletter of the



August 2021  
Volume 14, Issue 3



## President's Gouge

The July meeting was fun. No distractions, just some woodturning and good company. After a little business Frank played a 10-minute video with Stacey Hager showing how to use the point tool. I dug mine out the next day and gave it another try. It works. Ken Crosby then took over with his demonstration of turning a natural/live edge bowl. The wood took an early lead with cracks, unforgiving bark and so on. Then Ken rallied from a 2 to 0 deficit and turned a fine bowl to win the day. I'm guessing Ken showed those two pieces of wood who's who when he got them back to his home shop. As always, I learned little tricks I'll use on future projects and was reminded of a few things my little mind had forgotten. Great job Ken! Thanks to Glenn Robinson, Yvonne Young, Gary Muma, and Ken Crosby for their show and tell pieces.

A selection of our club's work will be on display at the Carson Valley Arts Council's gallery throughout the month of August. We will be setting up the display on Monday August 2<sup>nd</sup>, starting about 2:00PM. Come by if you would like to lend a hand. There will be a reception with refreshments and a demonstration Friday August 6<sup>th</sup> from 5:00 to 7:00. Come by and support the Arts Council and your club.

This month's meeting August 14<sup>th</sup> is an open house. Bring your spouse, partner, friend or whoever and share with them what we do.



### Turn Here for Safety

Before turning on the power to the lathe, rotate the stock by hand to be sure that it clears the tool rest. Never adjust the position of the tool rest while the lathe is running.



I'll be checking our volunteer list and most likely asking for more members to step up. I'm looking for depth in everything.

We'll be holding elections in November. Most of the current board will be stepping down. Talk it up. It is rewarding to give back to the club.

Remember to check for emails with updated club information and notices. If you know a member without an email, please pass on the information. See you August 14<sup>th</sup>.

John "Nik" Nikakis, POTCVW [photos by Paul Cote]

## Hands-on July 24<sup>th</sup>



The July 24<sup>th</sup> hands-on was canceled due to the Community Center being used as an evacuation center for the area fires. Frank and Jane Miller were very gracious and opened their shop for a small gathering. A few of us stopped by to have some lively conversation, share some special tool techniques, and to explore Frank and Jane's shop. Thanks to Dave Rich, Ron Burdg, Yvonne Young, Paul Cote, and Pier Mathieu for taking a little time out of their day to stop by. Thanks so much Frank and Jane, it was a fun morning. Keep your tools sharp and the shavings out of your coffee.

John "Nik" Nikakis, POTCVW [photos by Paul Cote]






## The Scraping Tool

Woodturning scraping tools are similar to the cabinet maker's scrapers, both types usually cut with a burr, and both can make use of a burnisher to raise that burr. Turning scrapers come in many thicknesses and in a wide selection of shapes. It is a common practice to grind the shape of a scraper for specific purposes. Most new scrapers come with a bevel angle of 80 degrees or less, but angles of 45 to 60 degrees work as well. Some turners prefer a negative rake grind where the top is ground also. To use a scraper: set the tool rest so that the tool, when held parallel to the lathe bed, is lined up to the center of piece, raise the handle slightly and take light cuts. Shear cuts can be made by turning the tool to about a 45-degree angle. Do not drop the handle below parallel. When using a negative rake scraper, the tool rest is set about the same but the handle is dropped below parallel.

John "Nik" Nikakis



## **August 14<sup>th</sup> Meeting - Open House**

August 14, 2021  
9:00AM – 12:00PM

Please come and see our new club home for meetings and enjoy a cup of coffee or glass of iced tea and some goodies.

Bring your spouse or partner to see where you spend your time.

Donna Dimmick will be calling around the 1<sup>st</sup> of August, to remind you of the meeting and to see if you will bring some delicious snacks or finger food.

Turnings will be shown by our expert turners.

And raffles will be held.

Put August 14<sup>th</sup> on your calendar!

## **Newsletter Editor's Request**

Please send your newsletter contributions and suggestions for improvement to the Club Newsletter Editor via [robinson6888@yahoo.com](mailto:robinson6888@yahoo.com) no later than Monday of the week before the next regularly scheduled meeting. The submission deadline for the September 2021 newsletter is August 30<sup>th</sup>.

## **CVW Meeting**

Meeting August 14<sup>th</sup> 9:00AM Douglas County Community & Senior Center

Hands-on August 28<sup>th</sup> 9:00AM Douglas County Community & Senior Center

# Douglas County Community & Senior Center

1329 Waterloo Lane  
 Gardnerville, NV 98410  
 775-782-5500

The community center is easy to find and there is ample parking and a really big flag.

If you are coming from the north:

Take highway 39 through Minden/Gardnerville to the fourth traffic light (look for Smith's on your left and Walgreens on your right). Make a right turn at this intersection onto Waterloo Lane.

If you are coming from the south:

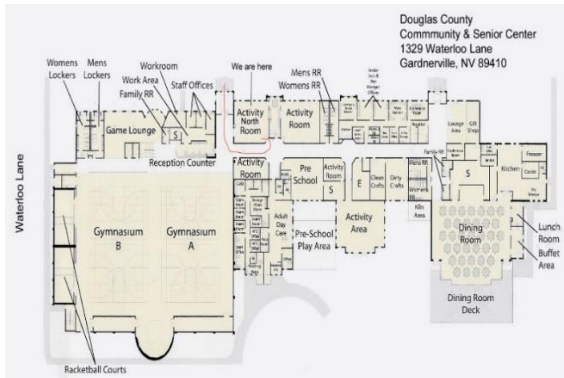
Take highway 395 to Gardnerville. At the second traffic light (look for Smith's on your right and Walgreens to your left). Make a left turn at this intersection onto Waterloo Lane.

For all:

The center is a short way down Waterloo Lane on the left (look for the big flag) just before the skate park and opposite Lampe Park.

We are in the north end of the building (closest to the street) in the North Room.

Masks are required. When you first enter the building stop by the reception counter and check your temperature at the station before coming to the North Room.



### Resources

The Carson Valley Woodturners wish to express our appreciation for the support provided by generous vendors. Please visit their stores and web sites for your woodturning and woodworking needs.

### SIERRA MOLD CORPORATION

• CNC Machining • Prototype Machining  
 • Woodturning Accessories

Ronald L. Burd  
 President

2701 Conestoga Drive #121 • Carson City, Nevada 89706  
 Phone: 775-882-3500 • Fax: 775-882-2502 • www.sierramold.com



[www.hartvilletool.com](http://www.hartvilletool.com)  
 800-345-2396



*The Woodturner's Source*

Phone Orders:  
 1-800-683-8876

Web Orders:  
[www.packardwoodworks.com/](http://www.packardwoodworks.com/)

### Craft Supplies USA

Phone Orders:  
 1-800-551-8876

Web Orders:  
[www.woodturnerscatalog.com](http://www.woodturnerscatalog.com)

### North Woods Figured Woods

Use "woodturners" for 15% Discount

Phone Orders:  
 1-800-556-3106

Web Orders:  
<http://www.nwfiguredwoods.com>

### Klingspor's Woodworking Shop

10% off all abrasives and most other catalog items.  
 No discounts on power tools.

Phone Orders:  
 1-800-228-0000

Web Orders:  
<http://www.woodworkingshop.com>

Carson Valley Woodturners' Officers		
<b>President</b> John Nikakis - 775-781-0084	<b>Vice President</b> Dave Colon - 775-721-3749	<b>Treasurer</b> Annette Anderson - 775-720-0641
<b>Secretary</b> Yvonne Young - 775-342-9749	<b>Director</b> Wayne Porter - 775-265-7887	<b>Members at Large</b> Ron Burd - 775-721-0253 Patti Pastrell 775-848-0149 Mike Walters - 408-639-6616

Carson Valley Woodturners, PO Box 84, Gardnerville, NV 89410 [www.carsonvalleywoodturners.com](http://www.carsonvalleywoodturners.com)