




Chatter and Catches

the Newsletter of the



April 2019
Volume 11, Issue 11

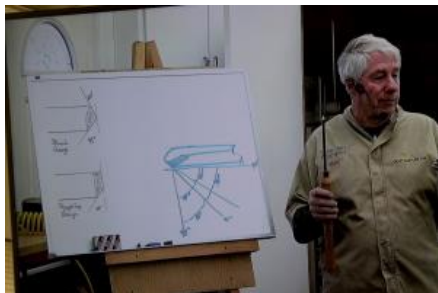


President's Gouge

Well, it looks like spring is on its way. The nice weather got a bunch of us out of our caves long enough to make for a large turnout at the March meeting. We welcomed new member Randy Brunzlick, who donated a nice piece of olive along with a fascinating story of its lineage. Randy is on the staff at The Woodworking Source, and gave us an update on the store's new location and operation. Wayne Porter completed the back-saving winch installation on the club's wood trailer, and Frank made up four battery cable sets. I look forward to seeing it in action. Good job people! Patti had the shirts and hats for those who ordered and took some more orders. I now have an official president shirt. Dave Mills read a letter from one of the Carson High School students, Gabriel Covington, that he and Curtis have been mentoring. A really nice letter. (See below.) I hope the club can do more of this type of mentoring in the future.

Turn Here for Safety
Make sure all belt guards and covers are in place before starting the lathe.

Wayne Porter and I did a demonstration of the setup and use of the Wolverine style sharpening system. It seemed to be well received. Thanks for leaving the rotten fruit and vegetables at home.



We again had a good show-and-tell with a variety of turnings; lamp shades, candle holders, bottle stoppers, kitchen gadgets, natural edge bowls, and much more. Thanks to Ken Crosby, John Seher, John Compston, Wayne Ferree, Dave Mills, the Rothwell's, Mike Walters, Patti Pastrell, Jim Curnow, Ralph Wycoff, Curtis Kortemeier, Mac, and Randy Brunzlick.

Jimmy Clewes will be demonstrating at the April meeting. There is a \$20.00 fee for the meeting. Bring a lunch. This will be an all-day event. There will not be a raffle or show-and-tell at this meeting to give Jimmy all the time he needs. We will be judging the winter club challenge, so bring your bowl with a foot.
– John "Nik" Nikakis, POTCVW [Photo by Paul Cote]

Thank-You Letter

Dear Mr. Mills,

I am writing to thank you for the time you took to help me with my senior project. Working and learning from you has been a great experience. I now have a more clear understanding and respect for woodworking and also at the very least, a new hobby and friend. You have given me an opportunity to work with my hands on something real and tangible, something that I am able to present to my mother as a gift. For that, I am eternally grateful. This experience has also allowed me to escape from some of the monotonous tasks of everyday school, where effort in does not always guarantee satisfaction out. I take great pleasure in the fact that I have improved my woodworking and sharpening skills. I plan to continue with woodworking and engage in future club activities. I really do appreciate the time you took to help me hone these skills.


Most sincerely,
Gabriel Covington

March Hands-On Report

Hi all. Well, we had another good turnout at our March Hands-On with 25 members in attendance, along with 36 donuts and a box of homemade chocolate chip cookies. We also went through 36 cups of Zuni Pines coffee. I thought that we were going to be unloading the elm that was cut on Tuesday, however our host Dave Mills, had already unloaded and put away the elm. Thank you Dave for all you do for the club. We really do appreciate it. We had 5 lathes going with 5 different projects. Several people brought in their gouges and got assistance and pointers on sharpening. One



member also got some professional advice on filling small cracks with CA glue and brass shavings. As always, there was plenty of advice being provided to those attempting to turn a project. Just a short reminder that when a member is providing guidance to someone turning, please allow that member to give the direction to the student. We all have our little differences on how we would turn a particular item so if we interject our opinion this just confuses the student. A good time was had by all. – John Compston [Photos by Paul Cote]



Spring Club Challenge

The Spring Club Challenge is to turn a plate or platter, any size you like. The challenge will run from April through June, and will be judged in July. – John “Nik” Nikakis

A Few Comments on the Last Two Monthly Meetings

February Meeting: Turning a natural edge bowl was something I had not tried before, so both the demonstration by Gary Muma and the instructional article accompanying the newsletter was of interest. The author, who was not named, explained the process with a series of very descriptive diagrams. However, there was little information regarding preparation of the blank, except for the initial attachment to the headstock. The photographs show a somewhat rounded rough blank, but the article was unclear as to how the blank was rough-cut. The newer turners in the club may have been as perplexed as was I.

Because the turning involves “cutting air,” which in turn requires as much cutting speed as practical, I want the blank to be relatively well-balanced before beginning. I chose a center point in the blank top (a point from the short edge 1/2 the diameter of the short diameter). I then chose the length of the blank that I want, and attach a circular templet of that diameter to the blank center point, and trim (round) the four corners on the bandsaw. The proper cutting direction and sequence of the prepared blank was very well described in the body of the article.

March Meeting: The excellent, and informative presentation by our President, John Nikakis and Wayne Porter on using the Wolverine Sharpening System is an example of the knowledge, skill, and craftsmanship possessed by so many of our club members. I am sure every member, and especially the newer turners, will have sharper tools after attending the March meeting. Not to be nit picking, but there is one very small correction in the information presented regarding the initial system setup. The face of the base need not be at the edge of the supporting platform, but rather should be flush with the vertical face of the grinding wheels. The whole assembly can be as much as 1.5 inches back from the platform edge. – Wayne Ferree

Work Party at Compston's



On Tuesday, March 19, eight stalwart woodturners showed up on a sunny morning at John Compston's house to reduce an elm tree to turning blanks. John had been blessed by a neighbor and a tree removal company with a driveway full of logs varying in diameter from 12"- 48". By 11:30 a.m., two chainsaws, three hand trucks, a snow shovel and broom, and a busy sealcoat roller had processed the pile, and accumulated about a half a trailer load of beautiful fresh green elm.

Waste Management will collect two sawdust stuffed garbage cans on Wednesday, and another next week.

See Dave for an opportunity to acquire some of this wood.

In the picture, Dave Mills and John Compston are extracting blanks from the last large rounds. – Craig Steele [Photo by Craig Steele]

Dates to Remember

The **American Association of Woodturners** has announced that its **33rd Annual International Woodturning Symposium** will be held in Raleigh, NC on July 11-14, at the Raleigh Convention Center, 500 South Salisbury Street, Raleigh, NC 27601. Check out their [web site](#) frequently for more info.

Newsletter Editor's Request

Please send your newsletter contributions and suggestions for improvement to Bill Draper via cvwnews@charter.net no later than Monday of the week before the next regularly scheduled meeting. The submission deadline for the May 2019 newsletter is April 29.

CVW Meeting Location and Directions

This month's CVW meeting and all-day Jimmy Clewes demonstration will convene in Wayne Porter's shop on Saturday, April 13, at 9:00 a.m. The address is 759 Gansburg Court, just off Highway 88 in Carson Valley. If you end up in California, you went too far. We all appreciate Wayne's continued willingness to hold club events in his shop.

Resources

The Carson Valley Woodturners wish to express our appreciation for the support provided by generous vendors. Please visit their stores and web sites for your woodturning and woodworking needs.

SIERRA MOLD CORPORATION

• CNC Machining • Prototype Machining
• Woodturning Accessories

Ronald L. Burdg
President

2701 Conestoga Drive #121 • Carson City, Nevada 89706
Phone: 775-882-3500 • Fax: 775-882-2502 • www.sierramold.com



www.hartvilletool.com
800-345-2396



Phone Orders:
1-800-683-8876

Web Orders:
www.packardwoodworks.com/

Craft Supplies USA

Phone Orders:
1-800-551-8876
Web Orders:

www.woodturnerscatalog.com

North Woods Figured Woods

Use "woodturners" for 15% Discount

Phone Orders:
1-800-556-3106

Web Orders:
<http://www.nwfiguredwoods.com>

Klingspor's Woodworking Shop

10% off all abrasives and most other catalog items.
No discounts on power tools.

Phone Orders:
1-800-228-0000

Web Orders:
<http://www.woodworkingshop.com>

Carson Valley Woodturners' Officers

President John Nikakis - 775-265-3890	Vice President Ron Burdg - 775-721-0253	Treasurer Annette Anderson - 775-720-0641
Secretary Donna Dimmick - 775-246-0874	Director Wayne Porter - 775-265-7887	Members at Large Dave Mills - 530-694-2565 Denise Paley - 949-525-1270 Mike Walters - 408-639-6616

Carson Valley Woodturners, PO Box 84, Gardnerville, NV 89410 www.carsonvalleywoodturners.com